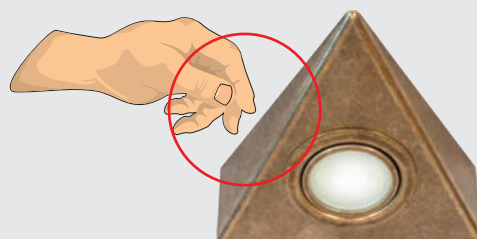



# TOUCH SWITCH

## ELECTRONIC TOUCH SWITCH

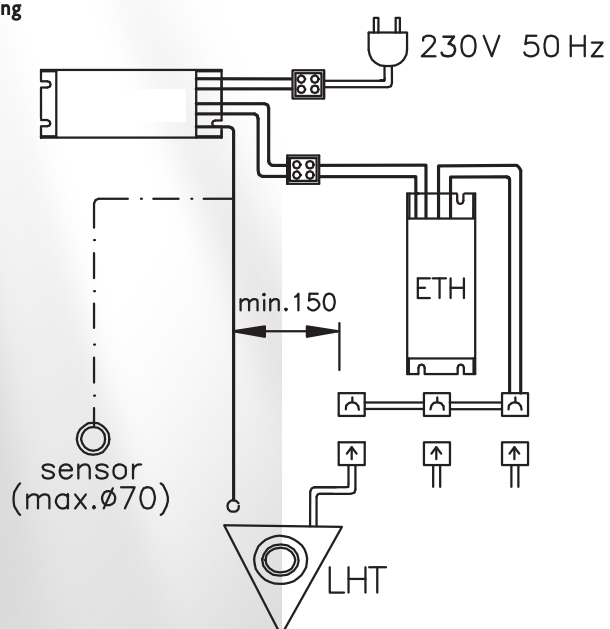


### Characteristics of product

- 230 V 50 Hz
- Load power 10–300 W
- Hermetic
- 2nd class of protection
- Admitted for mounting on wood

**Note:** A metal element, which is to work as a sensor, e.g. a halogen lamp fitting or a metal knob, should be insulated in relation to the ground

### Technical drawing



kg = 135 [g] 